



Getting rid of the
little problems

Development of a website design

Group 23




31st May 2013

Used Patterns (1/2)

Navigation





-  Browsable content → *organizing information in a clear, consistent, and useful manner*

Managing content

-  Content Modules → *easy to update and display content*
-  Headlines and Blurbs → *stimulate reader interest to be useful*
-  Message Boards → *easy to post messages*

Used Patterns (2/2)

Building Trust and Credibility

-  Privacy Policy → confidence in our application
-  About us → fosters trust among customers
-  Secure Connections → secure transmitting of sensitive personal information over the Web
-  E-Mail Notifications → notify customers of something important

Helping Customers Complete Tasks

-  Sign in / New Account

Mock-Ups Sign-In / Register


H2



Homy Getting rid of the little problems

Username

Password



Homy Getting rid of the little problems

Username*

Password*

E-Mail*




Secret Question*

CAPTCHA


[Privacy Policy](#)

Mock-Ups Grocery List

Homy

Username

 **Paul** ▾

- Room settings
- Change profile
- Logout

Notifications D5

What just happened:

Today

- Important task !
- Another task !
- Groceries update !

Yesterday








- Important task !
- Another task !
- Groceries update !

Grocery List D3

Everything you need to buy

Sort by: [Item](#) | [Importance](#) | [User](#)

To Buy
Already Bought

Remove	Item	Buy now	Assigned to	Important	Done
✕	Bread		Paul ▾	<input checked="" type="checkbox"/>	✔
✕	Milk		Paul ▾	<input checked="" type="checkbox"/>	✔
✕	Apples		Alex ▾	<input type="checkbox"/>	✔
✕	Bananas		Olcay ▾	<input type="checkbox"/>	✔
✕	Coffee		Ugur ▾	<input type="checkbox"/>	✔
✕	Sugar		▾	<input type="checkbox"/>	✔
✕	Eggs		▾	<input type="checkbox"/>	✔
	Add new item		▾	<input type="checkbox"/>	

Advertisement


<<


E5


E4


[About us](#) | [Privacy Policy](#) | [FAQs](#) | [Contact](#)

Mock-Ups Deposit Box


 **Home**


Grocery List


Deposit Box


Task Table

Search:

Username
 **Paul** ▾
[Room settings](#)
[Change profile](#)
[Logout](#)

Notify
 Just happened:

Today

!

!

!

!

Yesterday

!

!

!

!

Deposit Box

Sort by: [Date](#) | [Importance](#) | [User](#)

Definition	Roomy	Amount	
Electric bill	Ugur	5\$	
Monthly Payment	Ercan		50\$

Current Deposit: 6 \$

****13 days until the end of the mont**

Add Item

Income
Expense

=


Advertisement

>>


[About us](#) | [Privacy Policy](#) | [FAQs](#) | [Contact](#)


Mock-Ups


Task Table – All Tasks



Homy



Grocery List


Deposit Box


Task Table

Search:





Username

 **Paul** ▾





- Room settings
- Change profile
- Logout

Notify
Just happened:

Today

- 
- 
- 
- 

Yesterday

- 
- 
- 
- 

>>

Task Table

Sort by: [Date](#) | [Recurrence](#) | [User](#)

MyTasks | All Tasks


Task	Assigned	Status	Recurrence	Due Date
Wash Dishes	<input type="text" value="Ugur"/> ▾	<input type="checkbox"/>	every day	21.2.2013 06.00 pm
Clean Toilet	<input type="text" value="Ercan"/> ▾	<input type="checkbox"/>	every week	21.2.2013 06.00 pm
Shopping	<input type="text" value="Alex"/> ▾	<input type="checkbox"/>	every week	21.2.2013 06.00 pm
Have the TV fixed	<input type="text" value="Nikos"/> ▾	<input type="checkbox"/>	one time task	21.2.2013 06.00 pm
Cook dinner	<input type="text" value="Olcay"/> ▾	<input type="checkbox"/>	every day	21.2.2013 06.00 pm
Wash Clothes	<input type="text" value="Nikos"/> ▾	<input checked="" type="checkbox"/>	every month	21.2.2013 06.00 pm
<input type="text" value="Add new task"/>	<input type="text" value=""/> ▾	<input type="checkbox"/>	<input type="text" value="one time task"/> ▾	<input type="text" value="Select time"/>


Advertisement


[About us](#) |
 [Privacy Policy](#) |
 [FAQs](#) |
 [Contact](#)


Mock-Ups

Task Table – My Tasks


 **Home**


Grocery List


Deposit Box





Task Table

Search:




Username
 **Paul** ▾
[Room settings](#)
[Change profile](#)
[Logout](#)

Notifications
What just happened:

Today

- Important task 
- Another task 
- Groceries update 

Yesterday

- Important task 
- Another task 
- Groceries update 

My Task Table

Sort by: [Date](#) | [Recurrence](#) | [User](#)

MyTasks | All Tasks

Cook Dinner

21.2.13 18.00 pm

Lets cook spaghetti again...

Pay the rent

21.2.13 18.00 pm

June

Wash Dishes

21.2.13 18.00 pm

Dont wach like Olcay

Clean the house

21.2.13 18.00 pm

More than 1 year we didnt

Advertisement

[About us](#) | [Privacy Policy](#) | [FAQs](#) | [Contact](#)

Mock-Ups My Profile

 **Homey**


Grocery List


Deposit Box


Task Table


Search:

Username
 **Paul** ▾


- Room settings
- Change profile
- Logout

Notify
Just happened:

Today

- 
- 
- 
- 

Yesterday

- 
- 
- 
- 

>>

My Profile

My Profile blurb

My ID

First name

Last name

Birthday

E-Mail

My Password

Old Password

New Password

Confirm Password

My Photo



My Roomys Joined Rooms

Name	E-Mail	
Alex	waldmann@in.tum.de	delete
Ugur	ali.aker@tum.de	delete
Nikos	nikolaos.sakiotis@tum.de	delete
<input type="text" value="Name"/>	<input type="text" value="E-Mail"/>	<input type="button" value="Add"/>

Advertisement

[About us](#) | [Privacy Policy](#) | [FAQs](#) | [Contact](#)

Thank you for your attention !



Getting rid of the
little problems

Backup

Use Case - Buying groceries

Actor: Paul

Description: Paul wants to buy some ingredients for a bbq in the evening. Paul goes to the supermarket. He realizes that he forgot to write down what he needs to buy. Paul opens the Homy App. He navigates to the grocerylist. He checks the items he buys in the store. He enters the amount of money for each item. When checking an item the amount is directly removed from the shared balance and added to Pauls expenses list.

Normal flow:

- Step 1: Opens the App
- Step 2: Navigates to grocery list
- Step 3: Checks items he bought
- Step 4: Enters amount of money

Backup

Use Case - Entering balance

Actor: Ugur

Description: Ugur went to the shop and bought some stuff for his roomys. He wants to enter the spent money into the current balance. He opens the App and navigates from the dashboard directly to the balance window. He enters the full spent amount of money and adds it to the current balance. This money is added to his own expenses list.

Normal flow:

- Step 1: Opens the App
- Step 2: Navigates to Balance
- Step 3: Enters amount and description

Backup

Use Case - Changing roomy details

Actor: Petra

Description: Petra will leave her dorm in one week. She decides to remove herself from the roomy list. She enters the App and navigates to her userprofile. She sees a list with her current rooms. She removes herself from that list by clicking "leave room".

Normal flow:

- Step 1: Opens the App
- Step 2: Navigates to Userprofile
- Step 3: Clicks "leave room"

Backup

Use Case - Checking the task table

Actor: Susie

Description: Susie just returned from her vacation. All her roomys are not in the dorm as well. They have a printed version of the tasktable in their kitchen. Susie realizes that this table is outdated. She enters the app and navigates to the task table. In the tasktable an updated version of the current tasks is available. Susie selects the print button and an updated version of the tasktable opens in the printing dialog. Susie prints the table and puts it in the kitchen.

Normal flow:

- Step 1: Opens the App
- Step 2: Navigates to the tasktable
- Step 3: Clicks "print"
- Step 4: System dialog pops up
- Step 5: Clicks "print"

Literature

- <http://www.designofsites.com/home/>